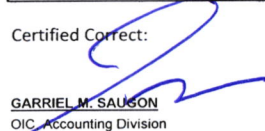



STATEMENT OF APPROVED BUDGET, UTILIZATIONS, DISBURSEMENTS AND BALANCES


As of the Quarter Ending December 31, 2020

Department : Department of Trade and Industry (DTI)
 Agency/Entity : Technical Education and Skills Development Authority
 Operating Unit : Central Office
 Organization Code : 22 009 0100000
 Fund Cluster : 06 Business Related Funds
 (e.g. UACS Fund Cluster: 05-Internally Generated Funds and 06-Business Related Funds)

Particulars	UACS CODE	Approved Budget			Utilizations					Disbursements					Balances	
		Approved Budgeted Revenue	Adjustments (Reductions, Modifications/ Augmentation)	Adjusted Budgeted Revenue	1st Quarter Ending March 31	2nd Quarter Ending June 30	3rd Quarter Ending Sept. 30	4th Quarter Ending Dec. 31	Total	1st Quarter Ending March 31	2nd Quarter Ending June 30	3rd Quarter Ending Sept. 30	4th Quarter Ending Dec. 31	TOTAL	Utilized Budget	Not Yet Due and Demandable
1	2	3	4	5=[(3+(-)4)]	6	7	8	9	10=(6+7+8+9)	11	12	13	14	15=(11+12+13+14)	16=(5-10)	18
General Administration and Support	1000000000000000	8,330,000.00	-	8,330,000.00	2,985,848.48	1,603,466.93	1,513,799.65	975,682.08	7,078,797.14	2,985,848.48	1,603,466.93	1,513,799.65	975,682.08	7,078,797.14	1,251,202.86	-
General Management and Supervision	100000100001000	8,330,000.00	-	8,330,000.00	2,985,848.48	1,603,466.93	1,513,799.65	975,682.08	7,078,797.14	2,985,848.48	1,603,466.93	1,513,799.65	975,682.08	7,078,797.14	1,251,202.86	-
MOOE		4,030,000.00	-	4,030,000.00	760,489.48	707,466.93	364,952.05	975,682.08	2,808,590.54	760,489.48	707,466.93	364,952.05	975,682.08	2,808,590.54	1,221,409.46	-
CO		4,300,000.00	-	4,300,000.00	2,225,359.00	896,000.00	1,148,847.60	-	4,270,206.60	2,225,359.00	896,000.00	1,148,847.60	-	4,270,206.60	29,793.40	-
Sub-Total, General Administration and Support		8,130,000.00	-	8,430,000.00	2,985,848.48	1,603,466.93	1,513,799.65	975,682.08	7,078,797.14	2,985,848.48	1,603,466.93	1,513,799.65	975,682.08	7,078,797.14	1,251,202.86	-
PS		-	-	-	-	-	-	-	-	-	-	-	-	-	-	-
MOOE		4,030,000.00	-	4,030,000.00	760,489.48	707,466.93	364,952.05	975,682.08	2,808,590.54	760,489.48	707,466.93	364,952.05	975,682.08	2,808,590.54	1,221,409.46	-
FinEx (if Applicable)		-	-	-	-	-	-	-	-	-	-	-	-	-	-	-
CO		4,100,000.00	300,000.00	4,400,000.00	2,225,359.00	896,000.00	1,148,847.60	-	4,270,206.60	2,225,359.00	896,000.00	1,148,847.60	-	4,270,206.60	29,793.40	-
Operations	3000000000000000	7,870,000.00	-	7,870,000.00	1,513,891.31	1,500,307.56	172,798.41	928,049.36	4,115,046.64	1,513,891.31	1,500,307.56	172,798.41	928,049.36	4,115,046.64	3,754,953.36	-
OO : Employability increased and/or enhanced	3100000000000000	7,870,000.00	-	7,870,000.00	1,513,891.31	1,500,307.56	172,798.41	928,049.36	4,115,046.64	1,513,891.31	1,500,307.56	172,798.41	928,049.36	4,115,046.64	3,754,953.36	-
TECHNICAL EDUCATION AND SKILLS DEVELOPMENT PROGRAM	3103000000000000	7,870,000.00	-	7,870,000.00	1,513,891.31	1,500,307.56	172,798.41	928,049.36	4,115,046.64	1,513,891.31	1,500,307.56	172,798.41	928,049.36	4,115,046.64	3,754,953.36	-
Promotion, Development and Implementation of Quality Technical Education and Skills Development Programs	310300100001000	7,870,000.00	-	7,870,000.00	1,513,891.31	1,500,307.56	172,798.41	928,049.36	4,115,046.64	1,513,891.31	1,500,307.56	172,798.41	928,049.36	4,115,046.64	3,754,953.36	-
MOOE		7,870,000.00	-	7,870,000.00	1,513,891.31	1,500,307.56	172,798.41	928,049.36	4,115,046.64	1,513,891.31	1,500,307.56	172,798.41	928,049.36	4,115,046.64	3,754,953.36	-
Sub-Total, Operations		7,870,000.00	-	7,870,000.00	1,513,891.31	1,500,307.56	172,798.41	928,049.36	4,115,046.64	1,513,891.31	1,500,307.56	172,798.41	928,049.36	4,115,046.64	3,754,953.36	-
PS		-	-	-	-	-	-	-	-	-	-	-	-	-	-	-
MOOE		7,870,000.00	-	7,870,000.00	1,513,891.31	1,500,307.56	172,798.41	928,049.36	4,115,046.64	1,513,891.31	1,500,307.56	172,798.41	928,049.36	4,115,046.64	3,754,953.36	-
FinEx (if Applicable)		-	-	-	-	-	-	-	-	-	-	-	-	-	-	-
CO		-	-	-	-	-	-	-	-	-	-	-	-	-	-	-
GRAND TOTAL		16,000,000.00	-	16,300,000.00	4,499,739.79	3,103,774.49	1,686,598.06	1,903,731.44	11,193,843.78	4,499,739.79	3,103,774.49	1,686,598.06	1,903,731.44	11,193,843.78	5,006,156.22	-
PS		-	-	-	-	-	-	-	-	-	-	-	-	-	-	-
MOOE		11,900,000.00	-	11,900,000.00	2,274,380.79	2,207,774.49	537,750.46	1,903,731.44	6,923,637.18	2,274,380.79	2,207,774.49	537,750.46	1,903,731.44	6,923,637.18	4,976,362.82	-
FinEx (if Applicable)		-	-	-	-	-	-	-	-	-	-	-	-	-	-	-
CO		4,100,000.00	-	4,400,000.00	2,225,359.00	896,000.00	1,148,847.60	-	4,270,206.60	2,225,359.00	896,000.00	1,148,847.60	-	4,270,206.60	29,793.40	-

Certified Correct:

 GARRIEL M. SAUGON
 OIC, Accounting Division
 Date:

Recommending Approval:

 CARIZA A. BACUMA
 Director in Charge, FMS
 Date:

Approved by:

 SEC. ISIDRO S. LAPENA, PhD., CSEE
 Director General
 Date: